



# COMPREHENSIVE SCHOOL PERFORMANCE LEVEL SUMMARY BY DEMOGRAPHIC

IOWA STATEWIDE ASSESSMENT  
of STUDENT PROGRESS

SCHOOL NAME (5678)  
DISTRICT NAME (1234)

SPRING 2026

GRADE 5

## ENGLISH LANGUAGE ARTS

## READING

## MATHEMATICS

Percentage by Performance Level

Percentage by Performance Level

Percentage by Performance Level

### All Students

<b>School</b>	Spring 2026			Data suppressed for fewer than 10 students
---------------	-------------	--	--	--

<b>District</b>	Spring 2026			
-----------------	-------------	--	--	--

<b>State</b>	Spring 2026			
--------------	-------------	--	--	--

### Sex - Female

<b>School</b>	Spring 2026			Data suppressed for fewer than 10 students
---------------	-------------	--	--	--

<b>District</b>	Spring 2026			
-----------------	-------------	--	--	--

<b>State</b>	Spring 2026			
--------------	-------------	--	--	--

Percentages may not add to 100 due to rounding.

GRADE LEVEL EXPECTATIONS:

BELOW

APPROACHING

MEETING

EXCEEDING

<https://ia.mypearsonsupport.com/>



# COMPREHENSIVE SCHOOL ACHIEVEMENT LEVEL SUMMARY BY DEMOGRAPHIC

IOWA STATEWIDE ASSESSMENT  
of STUDENT PROGRESS

SCHOOL NAME (5678)  
DISTRICT NAME (1234)

SPRING 2026


GRADE 5

## SCIENCE

Percentage by Achievement Level

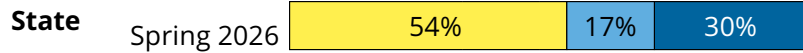

### All Students

School Spring 2026 Data suppressed for fewer than 10 students



### Sex - Female

School Spring 2026 Data suppressed for fewer than 10 students



**Page 2 will repeat for the entire Demographic Summary Report.  
This page will be displayed on the Science grade subjects only.**

SAMPLE

Percentages may not add to 100 due to rounding.

ACHIEVEMENT LEVELS: NOT YET PROFICIENT PROFICIENT ADVANCED

<https://ia.mypearsonsupport.com/>